



Қазақстан қор биржасы
Казакстанская фондовая биржа
Kazakhstan Stock Exchange

market overview as of October 01, 2018



About KASE



-
- ▲ KASE was established on November 17, 1993 under the name Kazakh Inter-bank Currency Exchange – two days after the Tenge (the national currency of Kazakhstan) was introduced
 - ▲ KASE is a commercial organization functioning in organizational-legal form of joint stock companies
 - ▲ KASE has 53 shareholders (as of 01.10.18) – banks, broker-dealer organizations, asset management companies and other financial institutions
 - ▲ Major shareholder: National Bank of Republic of Kazakhstan (50.1 %)

KASE Shares and Capital



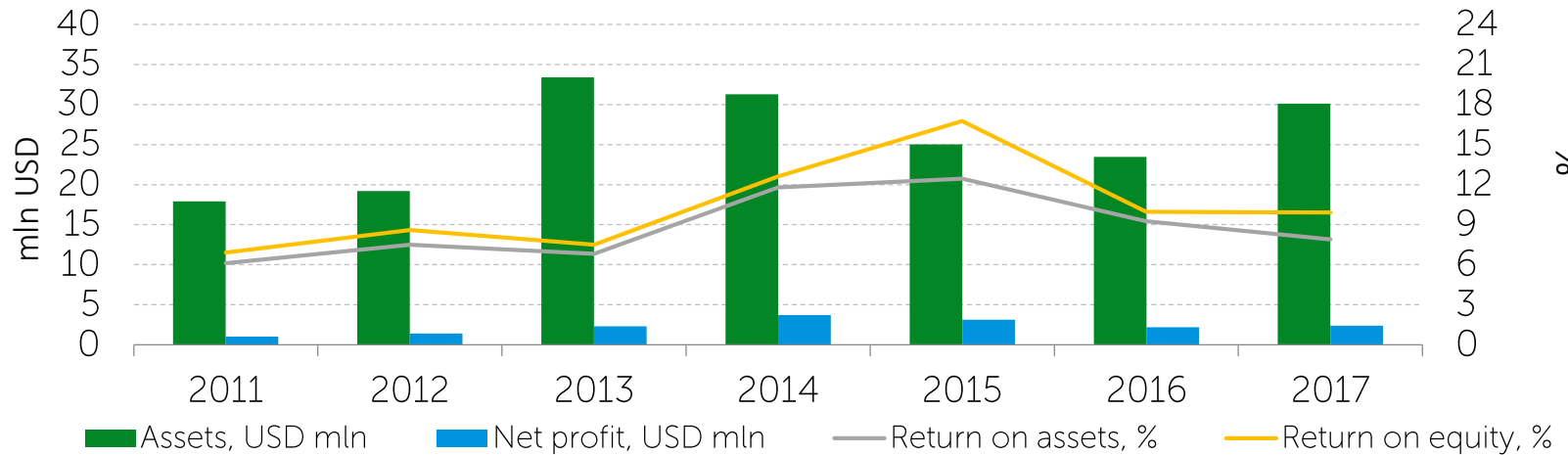
As of October 1, 2018:

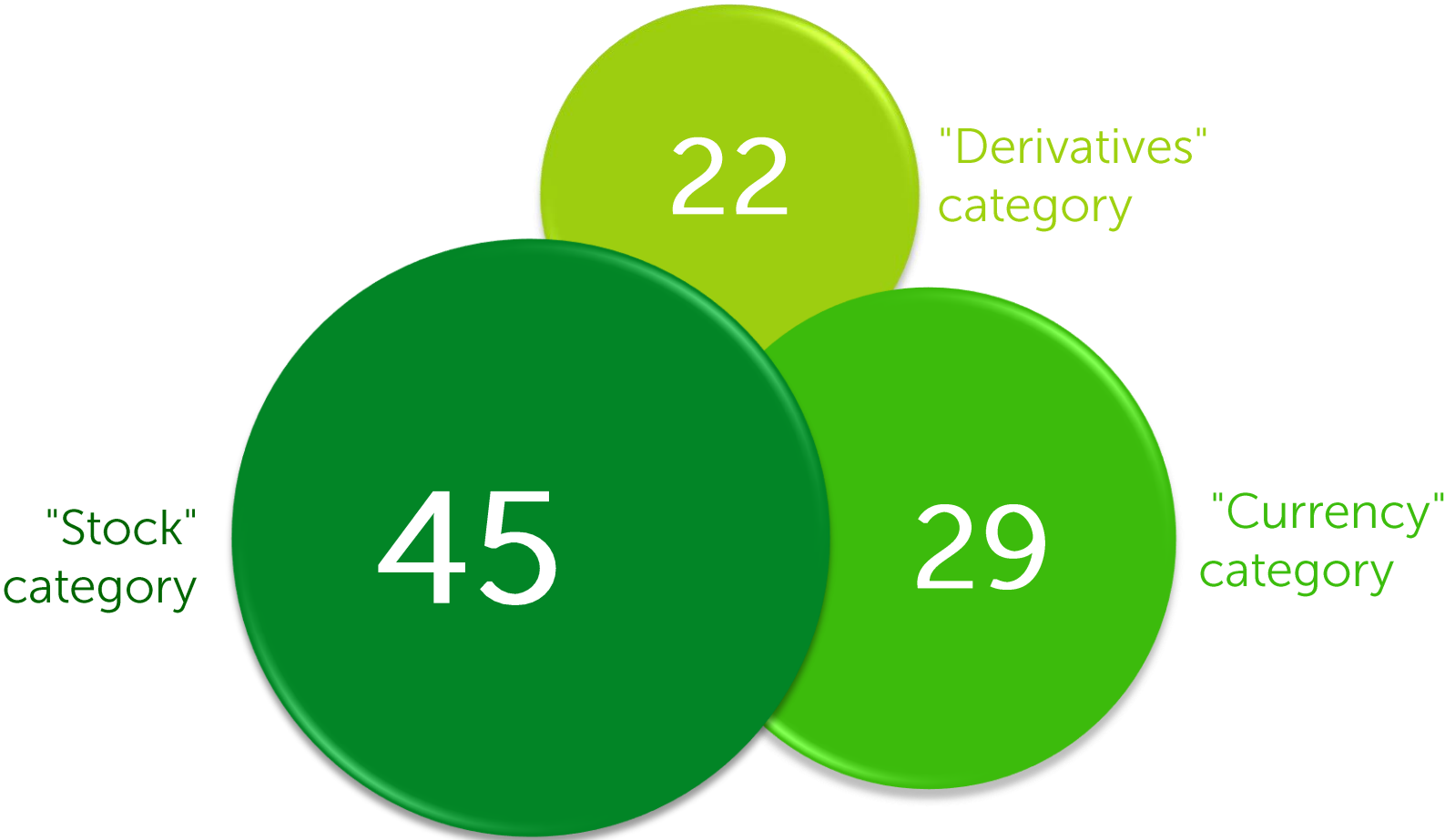
| | |
|-------------------------|------------------------------|
| equity | KZT 8,811.3 mln (\$24.3 mln) |
| paid up charter capital | KZT 2,366.3 mln (\$6.8 mln) |
| authorized shares | 5,000,000 |
| outstanding shares | 942,013 |
| share book value | KZT 9,353.7 (\$25.8) |

KASE Profitability Indicators



| | Assets, USD mln | Net profit, USD mln | Return on Assets, % | Return on Equity, % |
|------|--------------------|------------------------|------------------------|------------------------|
| 2017 | 30,1 | 2,4 | 7,9 | 9,9 |
| 2016 | 23.5 | 2.2 | 9,2 | 10,0 |
| 2015 | 25.0 | 3.1 | 12,4 | 16,8 |
| 2014 | 31.3 | 3.7 | 11,8 | 13,2 |
| 2013 | 33.4 | 2.3 | 6,8 | 7,9 |
| 2012 | 19.2 | 1.4 | 7,1 | 8,3 |
| 2011 | 17.9 | 1.0 | 6,1 | 7,0 |





Total number – 52

Market indicators for nine months of 2018

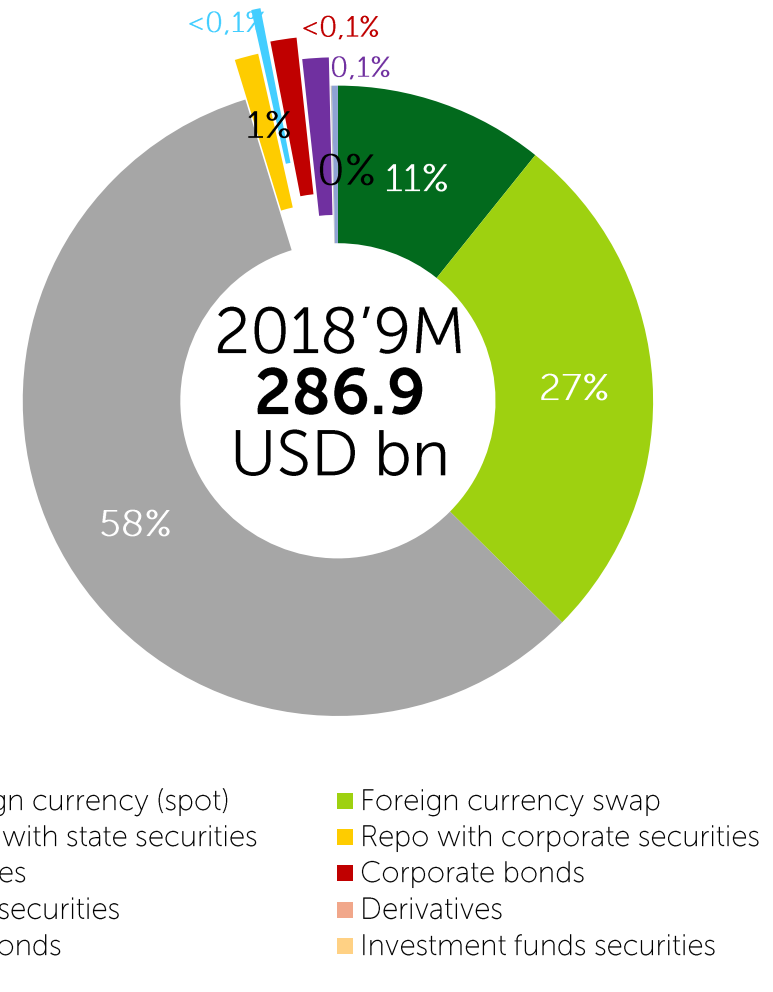
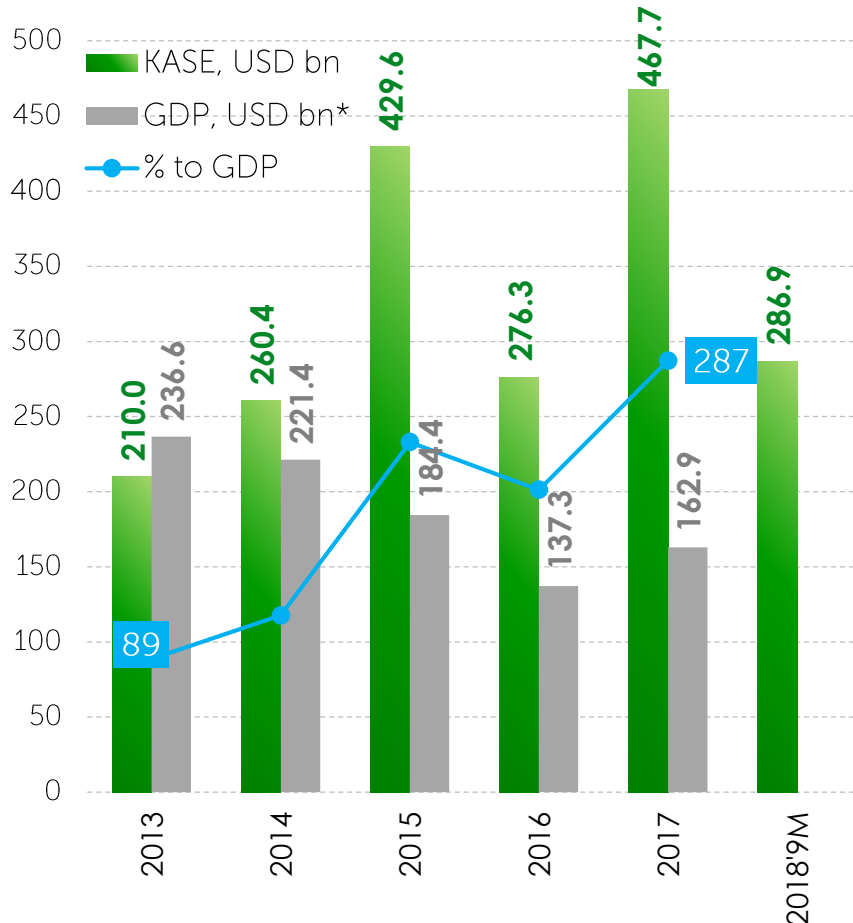
| Market sector | Volume, KZT bn | Volume, USD mln | Average daily number of deals | Average daily volume of deals, USD mln | Average volume of one deal, USD mln |
|--------------------------------|----------------|-----------------|-------------------------------|--|-------------------------------------|
| Securities Market | 3,481.4 | 10,114.0 | 621 | 55.3 | 0,1 |
| Equities | 475.8 | 1,359.7 | 605 | 7.4 | <0,1 |
| Corporate bonds | 1,338.1 | 3,835.9 | 7 | 21.0 | 2.8 |
| State securities | 1,329.3 | 3,869.9 | 6 | 21.1 | 1,2 |
| IPO bonds | 60.6 | 179.6 | <1 | 1.0 | 3.4 |
| Investment funds securities | 0.3 | 0.8 | 1 | <0.1 | 3.4 |
| GDR | 277.3 | 868.0 | 1 | 4.7 | <0.1 |
| Foreign currency (spot) | 10,429.0 | 30,905.3 | 329 | 168.9 | 0.5 |
| Money market | 82,419.5 | 245,926.0 | 508 | 1,343.9 | 2.6 |
| Repo transactions | 59,936.3 | 169,490.7 | 460 | 926.2 | 2.0 |
| Foreign currency swap | 25,483.2 | 76,435.3 | 48 | 417.7 | 8.7 |
| Derivatives | 0 | 0 | 0 | 0 | 0 |
| TOTAL | 96,329.9 | 286,945.3 | 1,457 | 1,568.0 | 1.1 |

* average daily number of deals was less than one

KASE Market Volume and Structure



KASE Market Volume and Kazakhstan's GDP



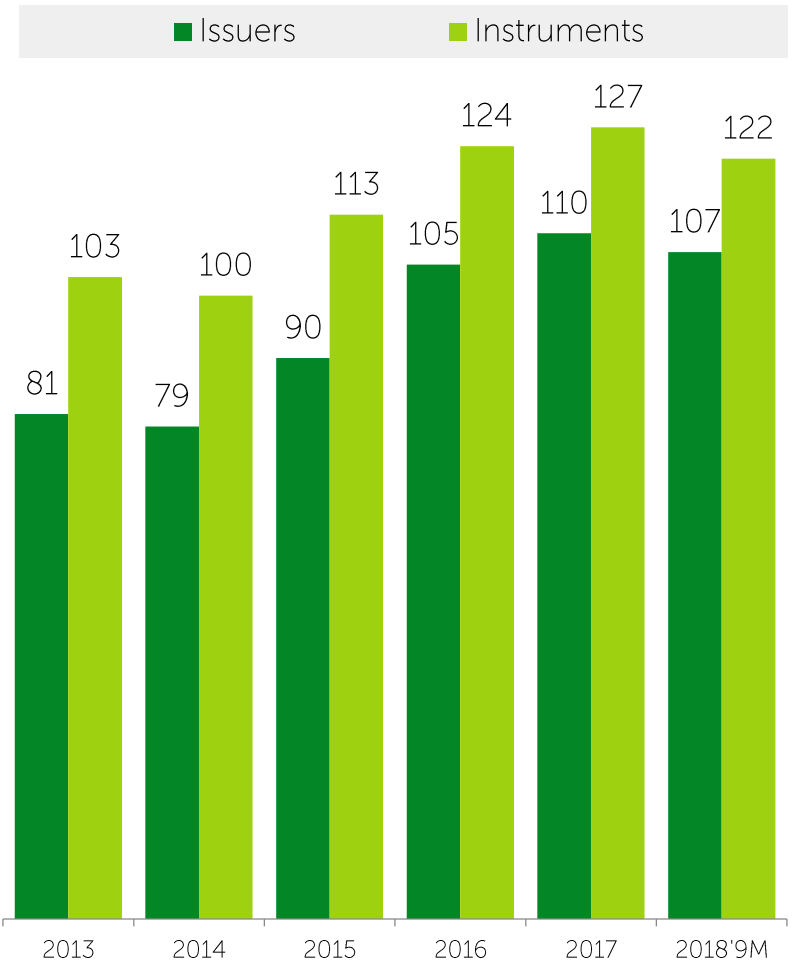
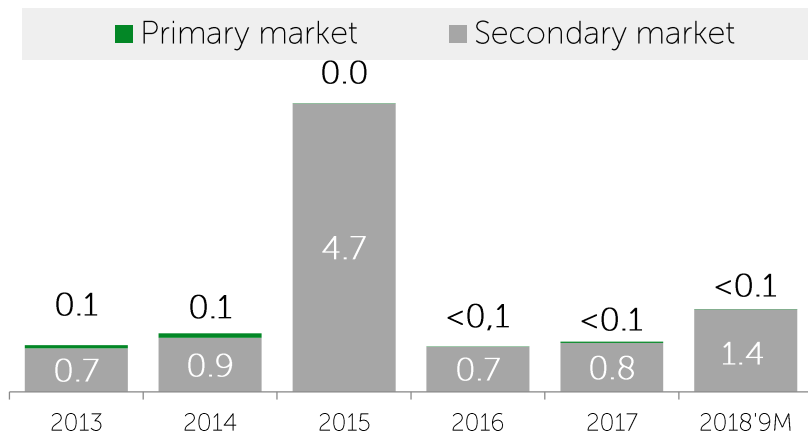
* Source: Committee on Statistics of Ministry of National Economy of the Republic of Kazakhstan

Equity Market

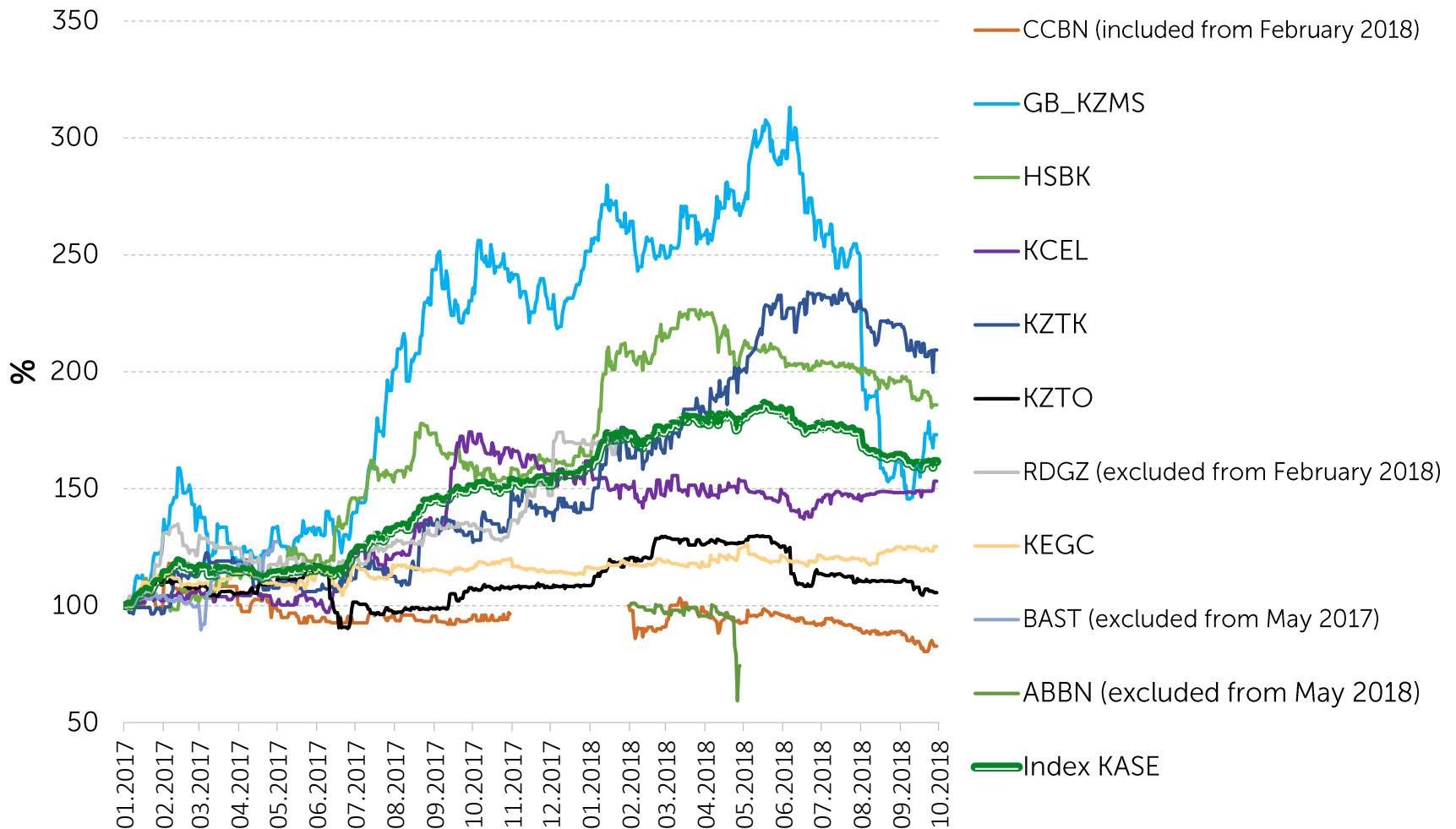
Equity Market Capitalization, USD bn



Traded Volume, USD bn

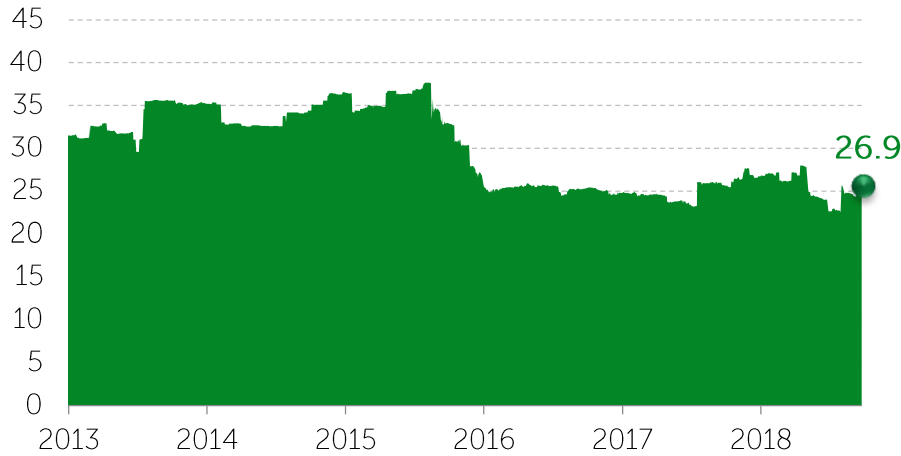


Components of KASE Index

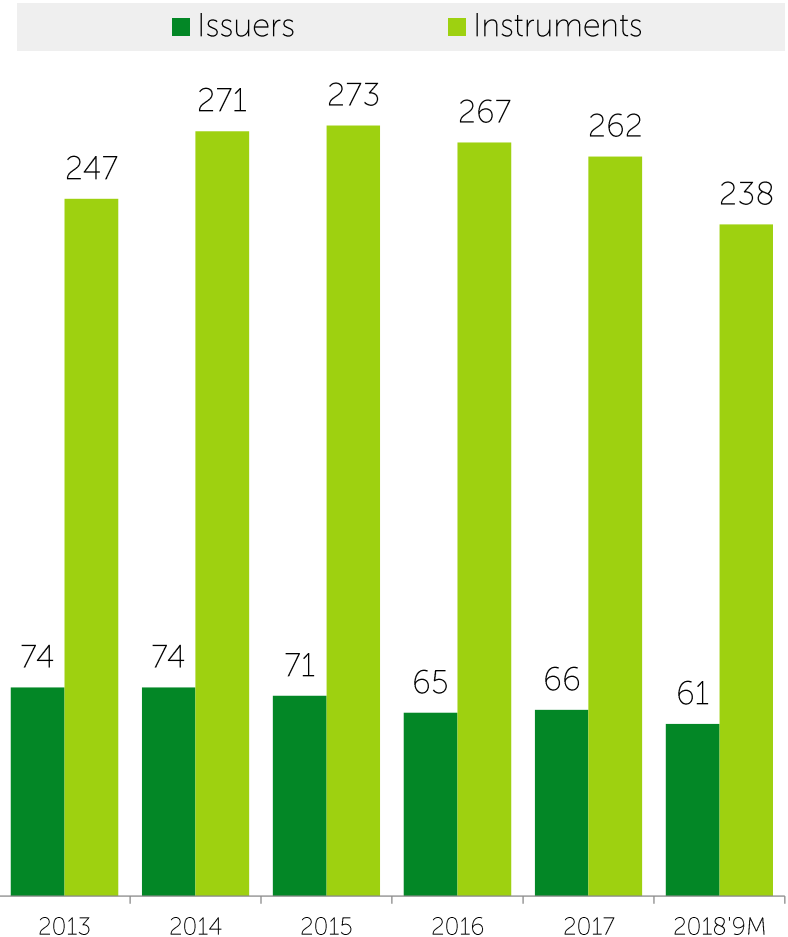
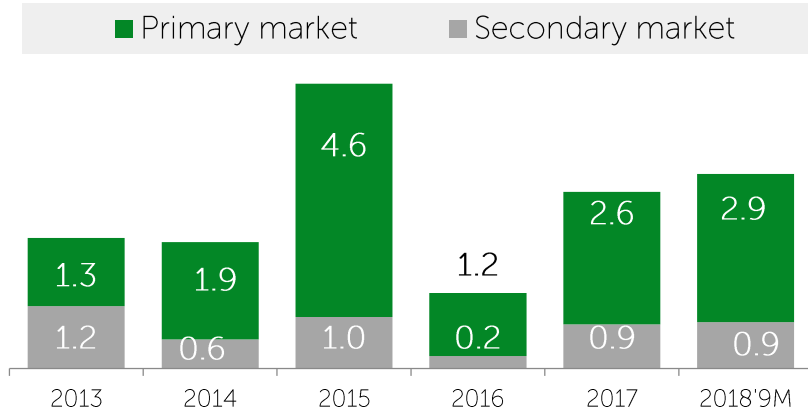


Bonds Market

Corporate Debt in Circulation, USD bn



Traded Volume, USD bn

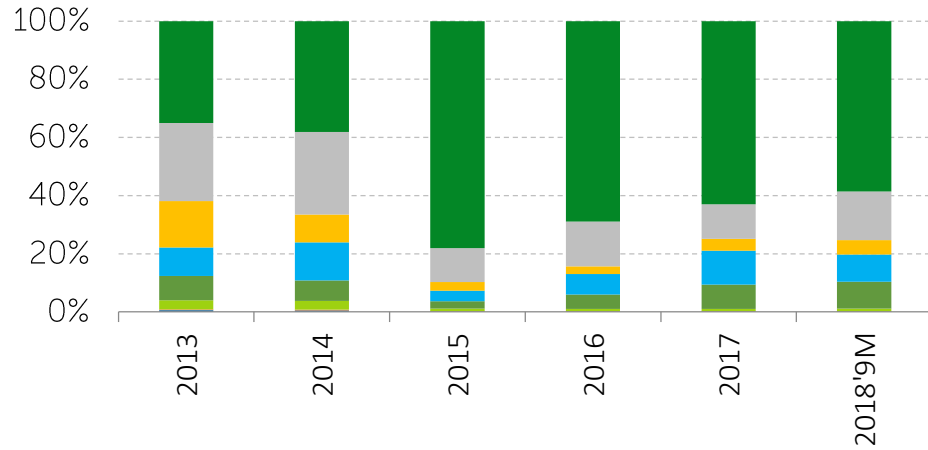


Industry Structure



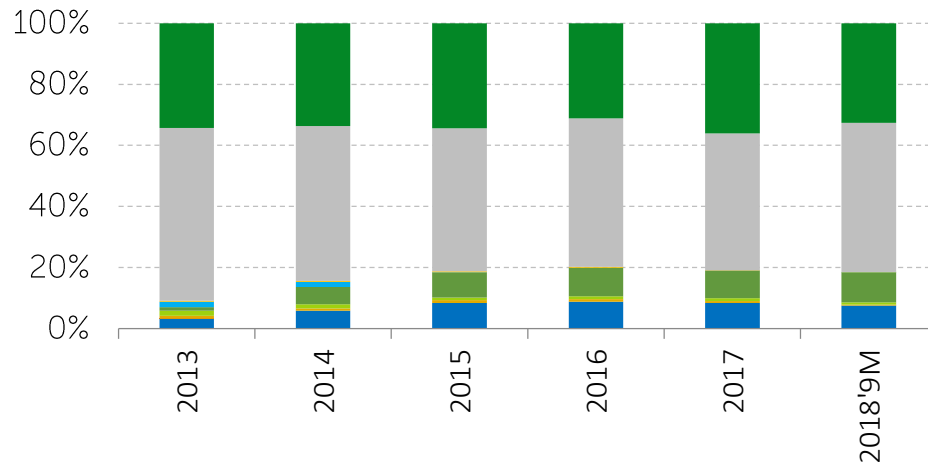
Equities

Share in capitalization, %



| | | |
|--|------|------|
| Energy | 58.6 | 32.7 |
| Finance | 16.7 | 48.8 |
| Provision of telecommunications services | 5.0 | 0.1 |
| Materials | 9.4 | <0.1 |
| Industrials | 9.3 | 9.8 |
| Consumer staples | 0.9 | 0.7 |
| Provision of municipal services | <0.1 | 0.3 |
| Information technology | 0 | 0 |
| Health care | 0 | 0 |
| Consumer discretionary | 0.2 | 7.5 |

Corporate bonds

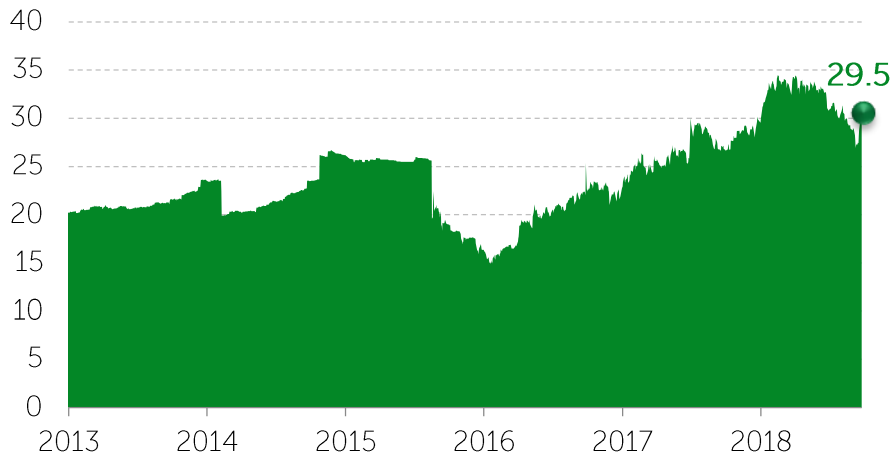


* classification for diagrams above is based on "Global Industry Classification Standard (GICS)®"

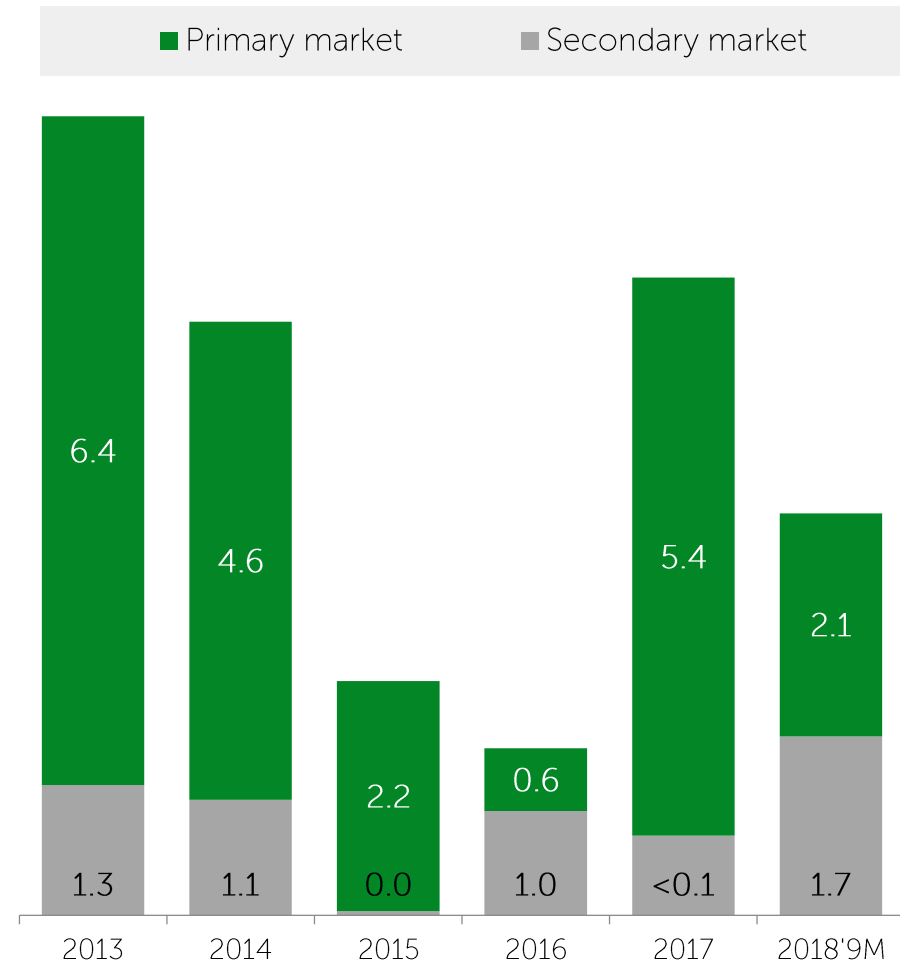
State Securities Market



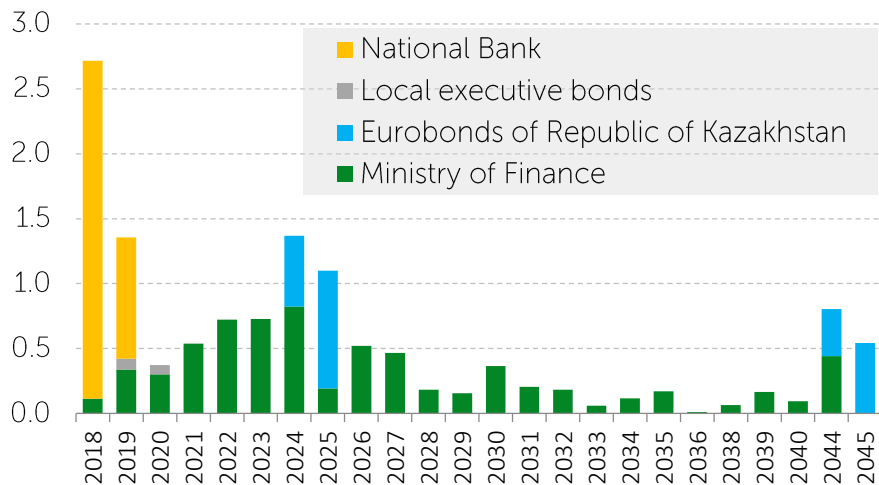
Volume of Public Sector Debt, USD bn



Traded Volume, USD bn

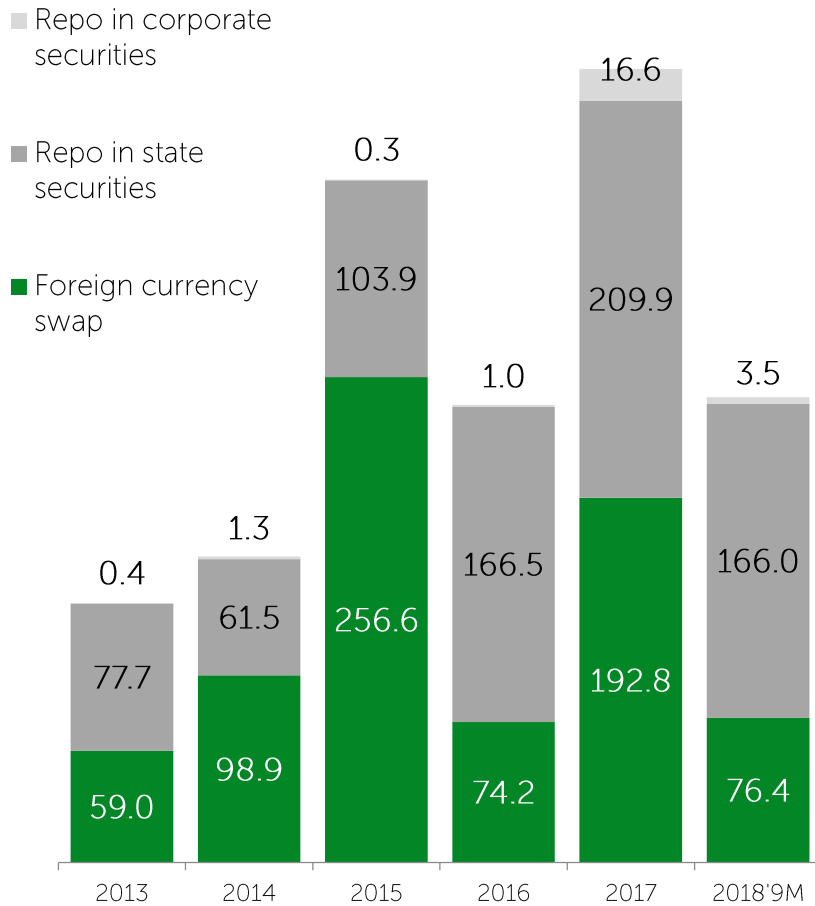


Public Debt Redemption, KZT trln

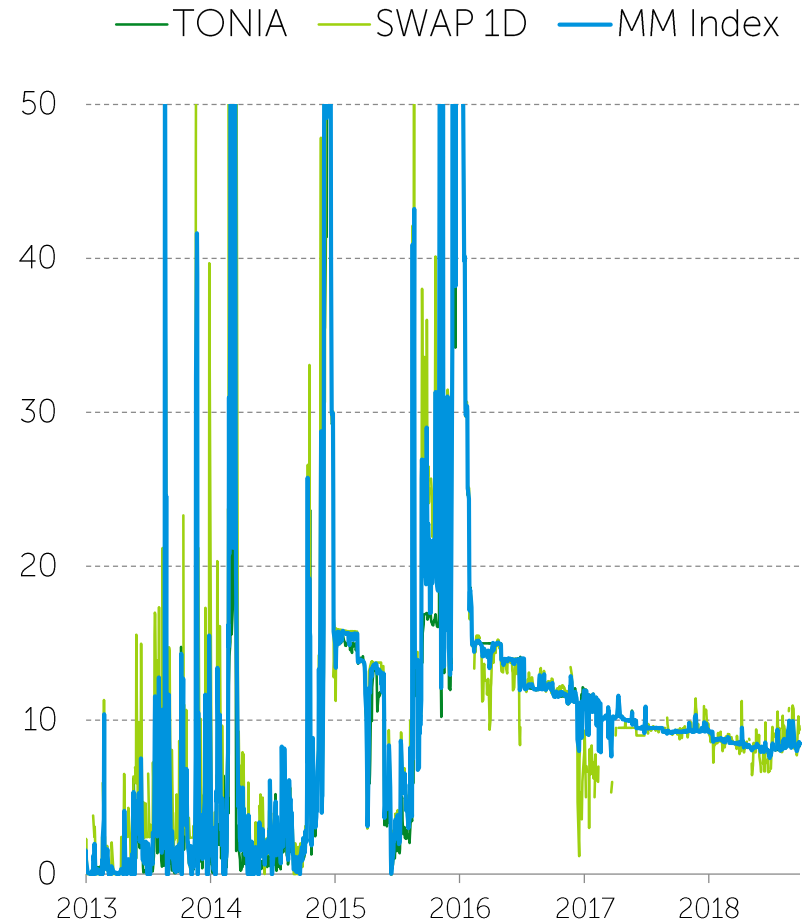


Money Market

Traded Volume, USD bn



Money Market Indicators, %



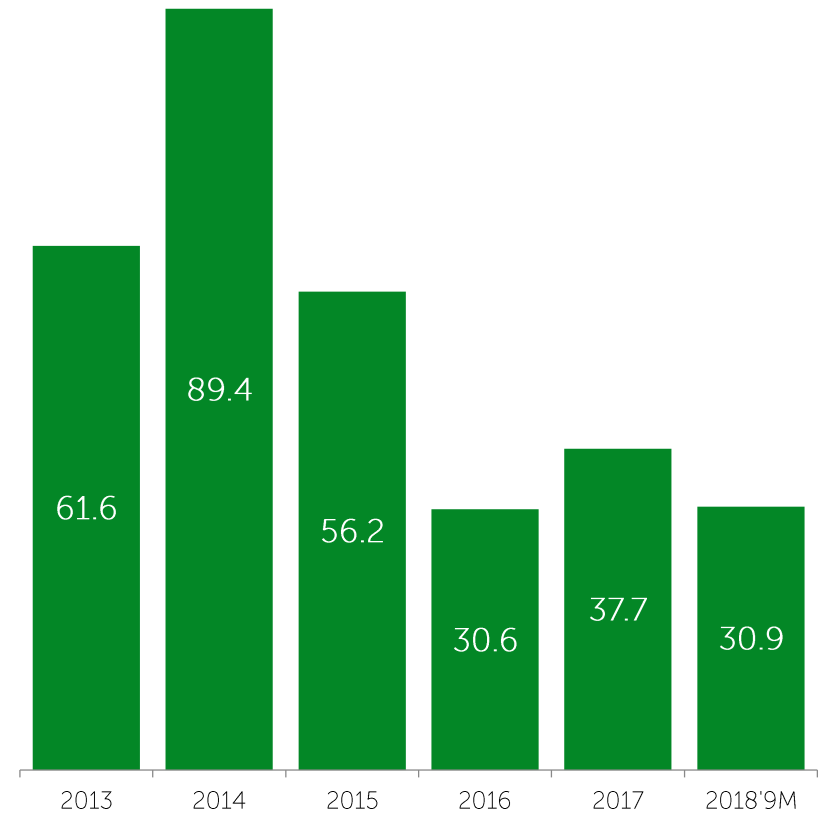
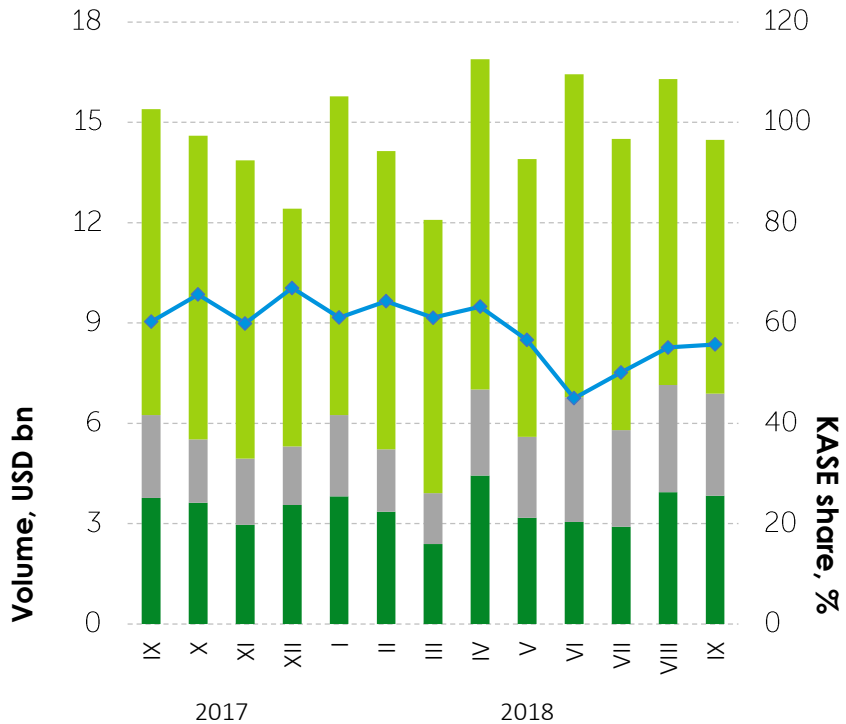
Foreign Currency (Spot)



OTC and KASE market currency transactions

Traded Volume on the spot-market, USD bn

- OTC transactions between resident banks and non-resident banks
- OTC transactions between resident banks
- KASE transactions
- ◆ share of KASE transactions in all currency purchase transactions between resident banks



Thank you for your attention!

Republic of Kazakhstan, 050040
Almaty, Baizakov str., 280
North Tower
Multifunctional complex
"Almaty Towers", 8th floor
Phone.: +7 (727) 237 5300
Fax: +7 (727) 296 6402
e-mail: info@kase.kz
www.kase.kz